

Cleaning and Maintenance Instructions

Cleaning – Single Patient Use

The Space Chamber® aerosol spacer should be cleaned at least once per week (see illustrations on right)

1. Remove the base of the Space Chamber® aerosol spacer with a pull and twisting action
2. Pull the two halves of the Space Chamber® aerosol spacer apart (Space Chamber® – Large volume only)
3. Wash all parts in lukewarm water with liquid detergent
4. **Do not rinse**, as the detergent helps to reduce the static charge
5. Shake out excess water. **Do not rub dry**
6. Allow to drip/air dry
7. Replace the base once the Space Chamber® aerosol spacer is dry and ready for use
8. Carefully insert the lug (indicated with an arrow) of the bottom half into the rectangular cut-out of the top half and push until the two halves firmly click together (Space Chamber® – Large volume only)

Sterilising – Single Patient Use

The Space Chamber® aerosol spacer should be cleaned at least once per week

- a. Place the Space Chamber® aerosol spacer in boiling water and boil for approximately 20 minutes
- b. After boiling, wash in lukewarm water with liquid detergent
- c. **Do not rinse**, as the detergent helps to reduce the static charge
- d. Shake out excess water. **Do not rub dry**
- e. Allow to drip/air dry

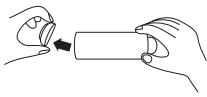
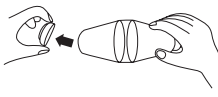


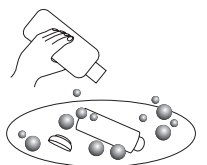
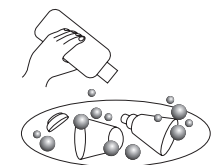






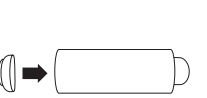

Autoclaving – Multiple Patient Use

The Space Chamber® aerosol spacer should be autoclaved after every use

- a. Clean the Space Chamber® aerosol spacer as per the above 'CLEANING' instructions
- b. Ensure that the Space Chamber® aerosol spacer is fully assembled
- c. Wrap the Space Chamber® aerosol spacer in a cloth to ensure that it does not come into direct contact with the metal parts of the autoclave
- d. Do not place other objects on the Space Chamber® aerosol spacer
- e. Autoclave at 134°C for 3 minutes
- f. Wash in lukewarm water with liquid detergent.
- g. **Do not rinse**, as the detergent helps to reduce the static charge
- h. Shake out excess water. **Do not rub dry**
- i. Allow to drip/air dry

Note

- Follow the administration directions provided with your asthma medication
- Please contact your healthcare professional if you are unsure how to clean this product
- All components of the Space Chamber® aerosol spacer are latex-free
- Excessive autoclaving may cause 'crazing' of the plastic

Space Chamber® Standard volume	Space Chamber® Large volume
1 	
2 	
3 	
4 	
5 	
6 	
7 	
8 